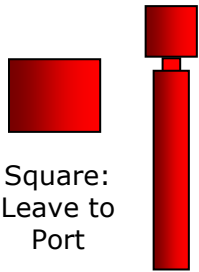
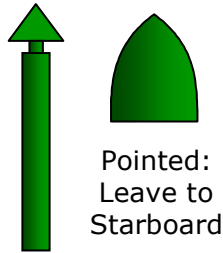


# UK Buoys

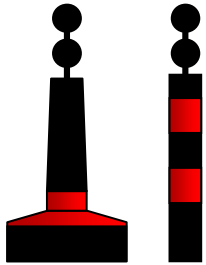


Square:  
Leave to  
Port

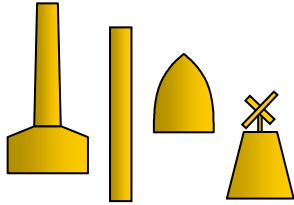
Channel Markers:  
heading towards  
a harbour



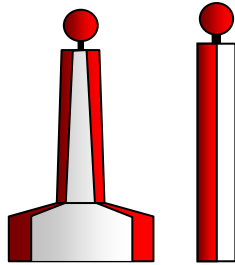
Pointed:  
Leave to  
Starboard



Isolated  
Danger

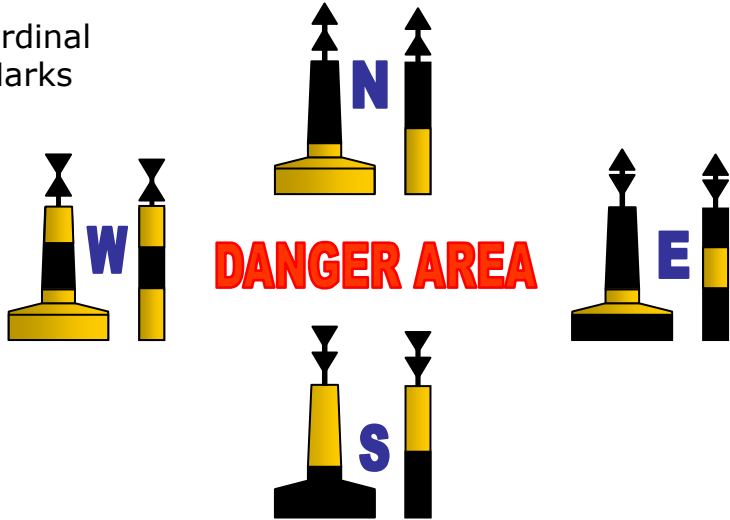


Non-navigational  
Markers  
(e.g. race buoys,  
dive sites)



Safe  
Area

Cardinal  
Marks



# DISTRESS CALL on CH 16

Boat Name

Call Sign

MMSI No.

## For DSC radios:

- Press **DISTRESS** button once, select distress type (if time)
- Press **DISTRESS** button and **HOLD** for 5 seconds until the acoustic alarm stops.

## For all radios:

- Switch your VHF to Channel 16 at High Power
- Press the transmit button; then say slowly and clearly:
  - ▶ **MAYDAY MAYDAY MAYDAY**
  - ▶ **This is**.....boat name, repeat three times
  - ▶ **MAYDAY, this is** .....boat name, once
  - ▶ **My position is** .....latitude and longitude; or give true bearing and distance from a known point.
  - ▶ Say **I require immediate assistance**
  - ▶ State nature of distress and type of assistance required: vessel or person in grave danger e.g. sinking, fire, man overboard etc.
  - ▶ State number of people on board
  - ▶ Provide any other information that could assist rescuers
  - ▶ .....**OVER.**

**LISTEN** for instruction from the rescue co-ordinator.

A MAYDAY signal imposes a general radio silence for all other vessels, and should be cancelled immediately the situation permits.